



# **CITY OF MUTARE 2025 HALF YEAR REVIEW REPORT**

**By  
K.B. Chafesuka  
TOWN CLERK**

---

## 2025 HALF YEAR FINANCIAL PERFORMANCE REPORT

- Half year performance review
- Take stock of half performance.
- Inform 2026 planning
- Get views on how our budget performance can be improved
- Get feedback on service delivery matters
- 

**Revenue Collection (Revenue is collected in both Zig & US\$), for reporting purpose most figures are in Zimbabwean currency**

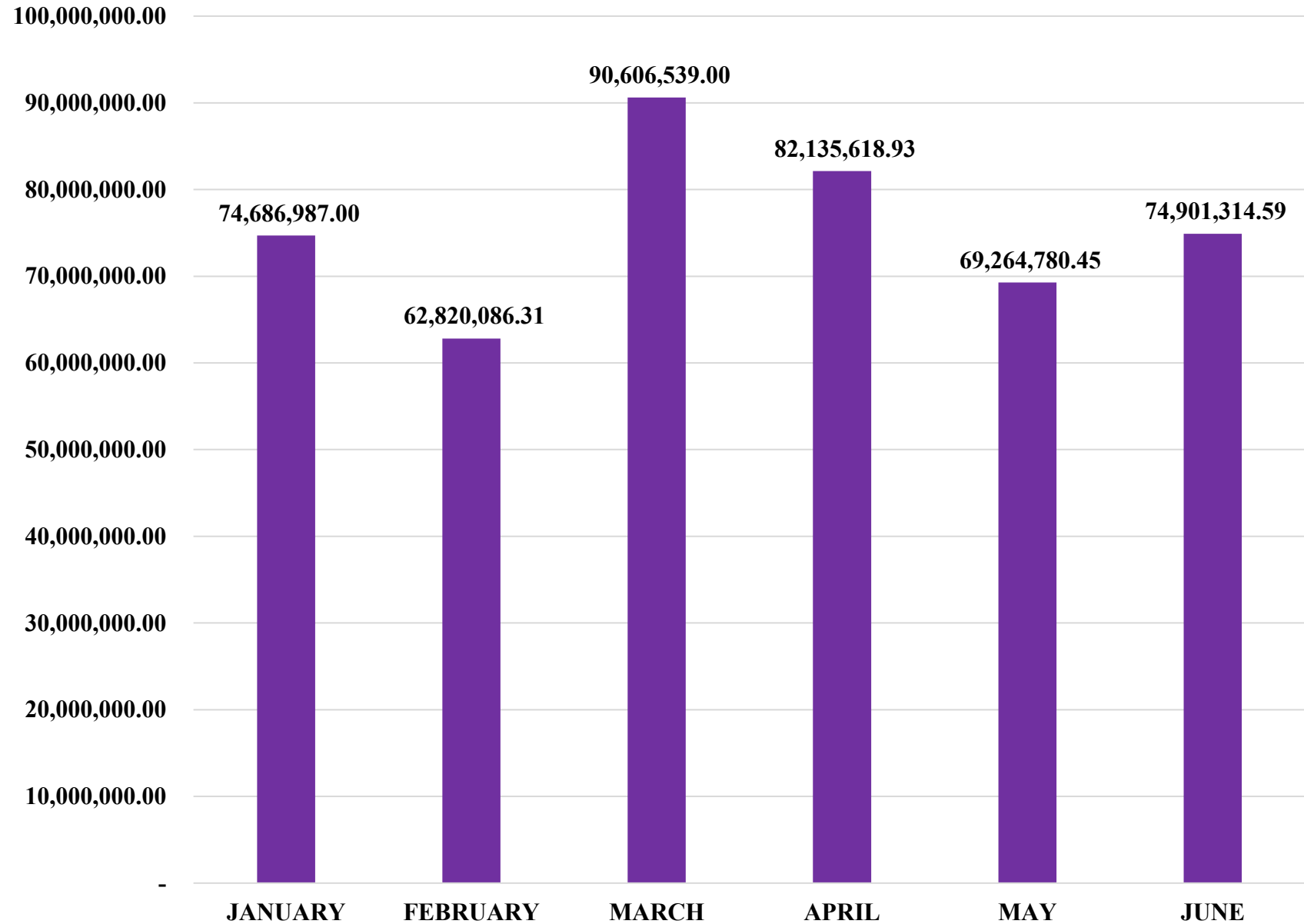
Billed-	<b>ZWG 666,653,934.43</b>
Half-year budget	<b>ZWG1,342,173,828.02</b>
Budget Performance	<b>49.67%</b>
Collected	<b>ZWG454,415,326.28</b>
Collection efficiency for year 2025	<b>68.16%</b>
Collection efficiency for year 2024	<b>63.65%</b>
Improvement	<b>4.51%</b>

At budgeting time, the exchange rate projection derived from trends was estimated to average 54 Zig vs US\$1 for 2025. The exchange rate has however been very stable and that's why the budget performance is at 49,67%

Major Income Lines

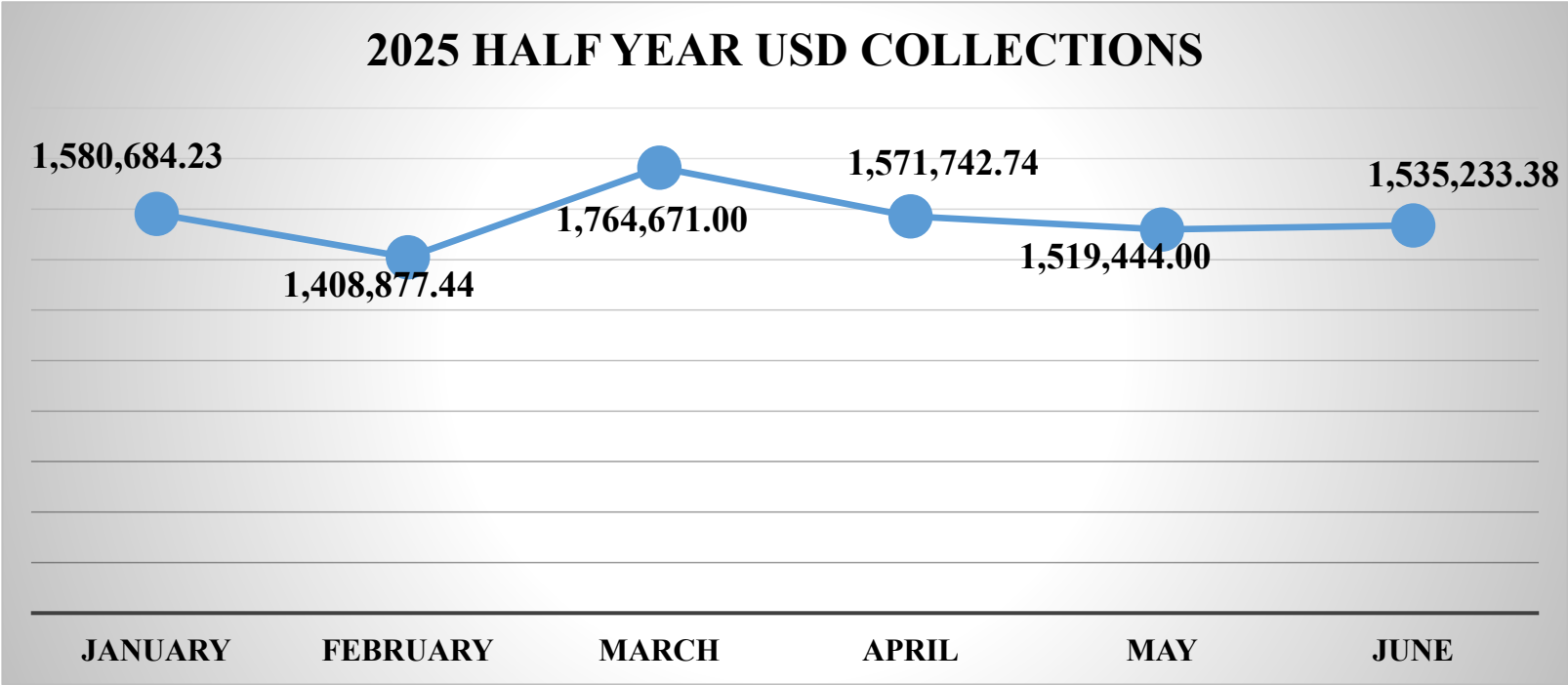
MAJOR INCOME LINES	ZWG
Water	82,580,096.00
Rates	82,429,757.00
Refuse	34,851,303.00
Sewer	32,809,504.00
Sports Special Rates	1,324,251.00
Roads Special Rates	11,545,261.00
ZINARA	13,792,652.00
Other	195,082,502.00
Total	454,415,326.00

## JANUARY TO JUNE 2025 RECEIPTS



a) 2025 HALF YEAR USD COLLECTIONS

MONTH	2025	2024
JANUARY	1,580,684.23	1,082,971.47
FEBRUARY	1,408,877.44	1,582,467.04
MARCH	1,764,671.00	1,010,551.33
APRIL	1,571,742.74	1,009,120.00
MAY	1,519,444.00	1,303,537.00
JUNE	1,535,233.38	1,137,236.00
TOTAL	9,380,652.79	7,125,882.84



**TRANSFERS RECEIVED**

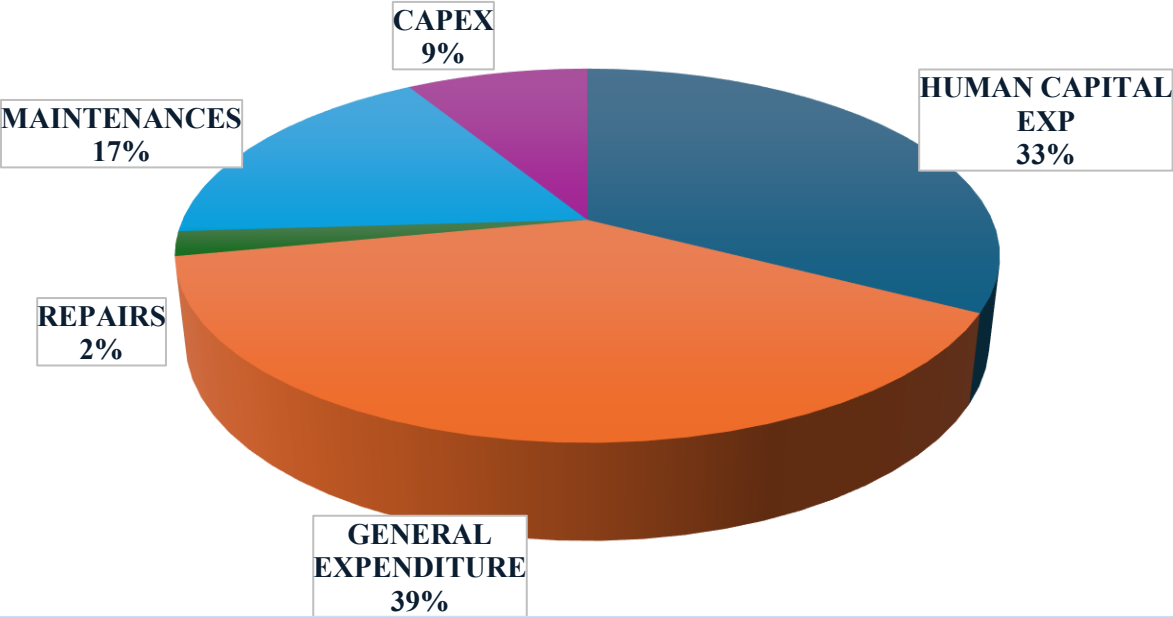
**2025 ZINARA ZWG TRANSFERS RECEIVED**

BUDGET	DATE	AMOUNT RE-CEIVED	BALANCE	DISBURSEMENT %
	05/03/25	1,491,339		
	01/04/25	2,928,742		
	19/06/2025	2,827,798		
29,971,647	TOTAL	7,247,880	22,723,768	24.18%

**2025 HALF YEAR EXPENDITURE ANALYSIS**

CATEGORY	AMOUNT	%
HUMAN CAPITAL EXP	141,153,757	32.82
GENERAL EXPENDITURE	167,997,028	39.06
REPAIRS	9,134,027	2.12
MAINTENANCES	74,942,539	17.43
CAPEX	36,843,876	8.57
TOTAL	430,071,227	100.00

**2025 JAN - JUNE EXPENDITURE ANALYSIS**



## RECEIVABLES ANALYSIS

Receivables as at 01 Jan 25                      ZWG 446,771,915.13

Receivables as at 30 June25                      ZWG 587,860,414.89

% increase    31,58%

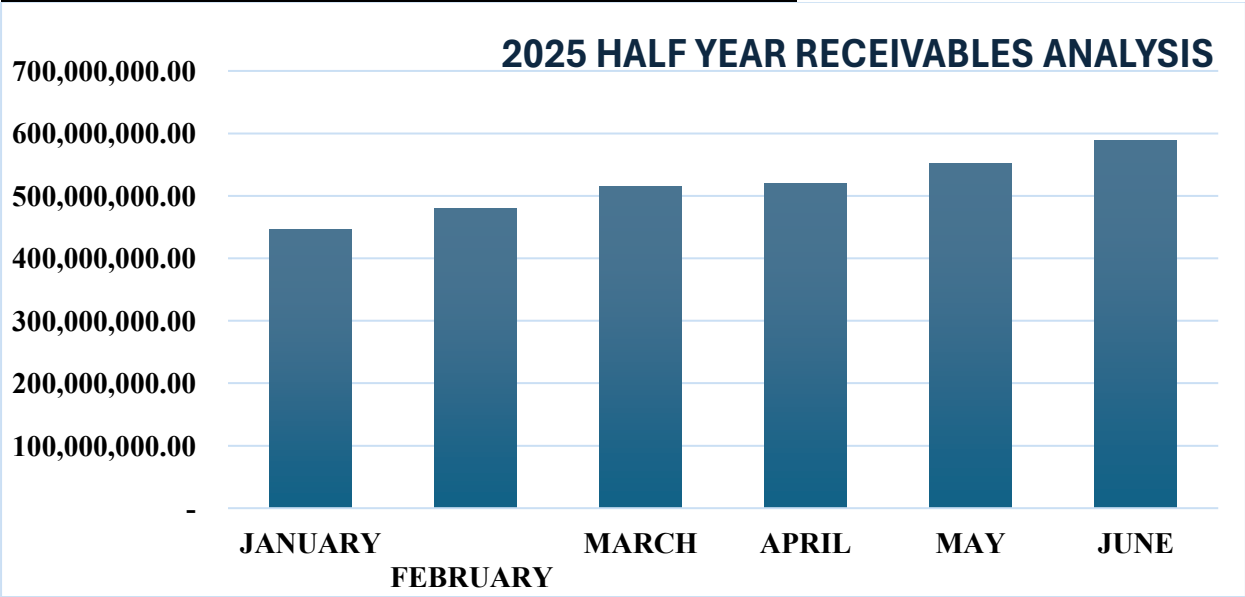
Our main debtors are government departments as shown below.

NAME	ZIG	USD
Ministry of Defence	41,162,426.87	1,526,230.14
Mutasa Rural District Council	24,071,129.43	892,515.00
Ministry of Home Affairs	20,626,065.69	764,778.11
Prison	4,042,770.63	149,898.80
Ministry of Health	2,589,781.14	96,024.51
Ministry of Local Govt	2,089,695.02	77,482.20
Judicial Service Commission	999,120.53	37,045.63
Ministry of Social Welfare	311,196.86	11,538.63
Ministry Of Industry & Commerce	88,984.97	3,299.41
Ministry of Information	6,177.46	229.05
<b>TOTAL</b>	<b>95,987,348.60</b>	<b>3,559,041.48</b>



The table below illustrates how our receivables were increasing from Jan 2025 to June 2025:

MONTH	AMOUNT (ZWG)	% Increase
JANUARY	446,771,915.13	
FEBRUARY	479,259,978.44	7.27
MARCH	515,642,721.22	7.59
APRIL	519,631,614.56	0.77
MAY	552,585,932.25	6.34
JUNE	587,860,414.89	6.38



## **HALF YEAR TOP 10 DEBTORS**

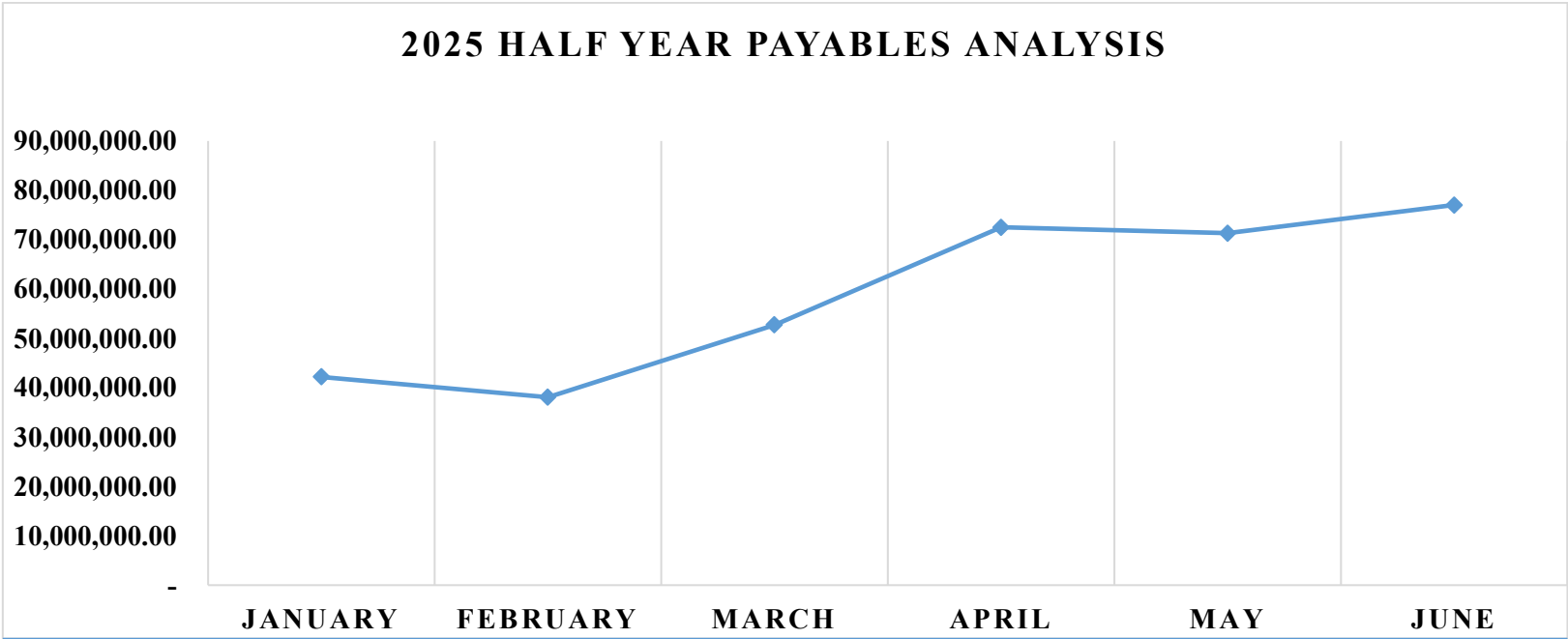
	<b>DEBTOR</b>	<b>AMOUNT ZWG</b>
<b>1</b>	MINISTRY OF DEFENCE	40,609,524.13
<b>2</b>	MUTASA RURAL DIST COUNCIL	24,071,129.43
<b>3</b>	POLICE CAMP (ZIMB.REP. POLICE)	5,443,244.09
<b>4</b>	MUTARE POLICE(O.I.C.)	9,761,010.03
<b>5</b>	MINISTRY OF CORRECTIONAL SERVICES PRISON	4,042,770.63
<b>6</b>	MANICA BOARDS & DOORS PVT LTD	2,272,546.44
<b>7</b>	ZIMPARKS	4,349,179.31
<b>8</b>	MANICALAND AGRICULTURAL SOCIETY	3,273,563.49
<b>9</b>	ZINWA	2,201,438.33
<b>10</b>	N.R.Z.	2,564,394.31
	<b>TOTAL</b>	<b>98,588,800.19</b>

## **RECOVERY EFFORT TO REDUCE DEBTORS**

- Council is now issuing final demand letter and summons
- Payment plans are accepted
- Water rationing has also been initiated
- Disconnection of services in extreme cases

2025 JANUARY to JUNE PAYABLES ANALYSIS

MONTH	AMOUNT (ZWG)	% Increase/Decrease
JANUARY	42,184,381.97	
FEBRUARY	38,076,630.62	-9.74
MARCH	52,729,880.71	38.48
APRIL	72,509,585.02	37.51
MAY	71,302,391.85	-1.66
JUNE	77,038,725.64	8.05



**TOP 10 CREDITORS AS AT 30 JUNE 2025**

	<b>CREDITOR</b>	<b>AMOUNT ZWG</b>
<b>1</b>	CON - PLANT TECHNOLOGY	14,526,677.59
<b>2</b>	PAZA BUSTER COMMODITY	7,682,151.41
<b>3</b>	JEPNIK INVESTMENTS	6,662,164.59
<b>4</b>	ZINWA	3,984,260.76
<b>5</b>	QUEST MOTORS CORPORATION	2,598,378.27
<b>6</b>	ZESA	2,075,072.92
<b>7</b>	THE AUDITOR GENERAL	1,728,189.50
<b>8</b>	ZIMBABWE NATIONAL STATISTICS AGENCY	1,353,378.33
<b>9</b>	ELEVATED CONSTRUCTION	1,289,371.31
<b>10</b>	SKIES MARKETING	915,317.45
	<b>TOTAL</b>	<b>42,814,962.13</b>

LOANS

CURRENT LOAN: USD2.250,000.00

PROJECT	LOAN EXPENDED
	USD
Sakubva Stadium Turf	145,379.65
Road Rehabilitation	770,275.08
Bata Market Sheds	35,144.52
City Wide Water Augmentation	601,720.07
City Wide Sewer Rehabilitation	64,337.35
Refuse Truck x 1	179,600.40
Palisade Fencing Main Park	143,887.93
Motorised Fire Ladder	309,655.00
TOTAL	2,250,000.00

DATE	LOAN DISBURSEMENT	REPAYMENT 30 JUNE 25	BALANCE 30 JUNE 25
TOTAL	2,250,000.00	2,005,414.06	244,585.94

**USD 2.8 MILLION LOAN APPLICATION**

- A new loan application was submitted to ministry of local gvt
- Borrowing Powers resolved on 23 August 2024
- Amount applied is \$USD 2.8 million
- The loan application is now with Ministry of Finance for final approval

The table below outlines the proposed allocation of the loan:

PROJECT	SECTION	US\$
Reduction of Non-Revenue Water	Water	1,064,416.00
Sewer Rehabilitation	Sewer	247,792.36
Road Rehabilitation	Roads	277,326.25
Road Construction Plant	Roads	225,000.00
New Market Construction	Housing	95,465.39
Chikanga Sports Complex Rehabilitation	Housing	150,000.00
Refuse compactor	Health	140,000.00
Road Equipment	Roads	100,000.00
Fuel Service Station Construction	Investment	500,000.00
TOTAL		2,800,000.00

**PROPOSED MUNICIPAL BONDS – USD 6 MILLION**

- Borrowing Powers approved by council on 17 May 2024
- Targeting to raise USD 6 million through municipal bonds.
- The City of Mutare is currently engaging various financiers to obtain term sheets, which are a prerequisite for submitting the borrowing powers application to the Ministry of Local Government and Public Works.

Once approved, the funds from the municipal bonds will be directed towards financing the following capital projects:

PROJECT	SECTION	US\$
Reduction of Non-Revenue Water	Water	4,200,000.00
Road Rehabilitation	Roads	1,800,000.00
TOTAL		6,000,000.00

**SPORTS LEVY ANALYSIS**

- Following a government directive requiring all local authorities to allocate funds for sports in the 2025 Budget Year, the City of Mutare fully complied.
- It was made easy since residents had introduced a sports levy which received overwhelming support from rate payers

**SPORTS LEVY REVENUE ANALYSIS**

- As of June 2025, a total of USD 49,311.71 was collected under the Sports Levy,
- Billing was \$223,191.00 for period Jan to June 2025
- Collection efficiency was 22.09%.

MONTH	BILLING	COLLECTIONS	COLLECTION EFFICIENCY
	USD	USD	%
JANUARY	-	-	
FEBRUARY	5,602.00	1,951.96	34.84
MARCH	58,542.00	9,722.83	16.61
APRIL	56,382.00	10,102.04	17.92
MAY	51,485.00	11,628.88	22.59
JUNE	51,180.00	15,906.00	31.08
TOTAL	223,191.00	49,311.71	22.09



**SPORTS LEVY EXPENDITURE ANALYSIS**

- We expect to have completed Sakubva Swimming pool, Sakubva Tennis courts and Basketball courts by year end
- Sports Account was advanced USD 1,191,868.49
- USD 1,241,180.20 was spent on projects in the table below:

Expenditure Description	Amount (USD)
Turnstiles	48,001.13
Dugouts	4,126.57
Rubber mats	7,045.50
Turf maintenances	6,676.00
Sakubva Swimming pool renovations	67,000.00
56-Seater Bus	150,000.00
26-Seater Minibus	55,000.00
Elite teams support	881,521
Other sporting costs	12,095
Employee wellness program	9,715
<b>Total</b>	<b>1,241,180.20</b>

## ROADS SPECIAL RATE ANALYSIS AS AT JUNE 2025

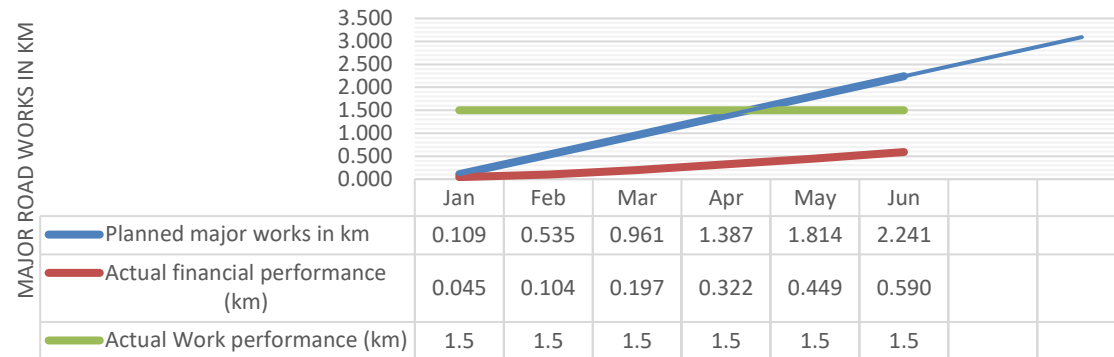
### Major road works planned for the year:

Asphalt overlays, covering an overall of 8.6 km of the following roads:

- 0.7km Railway Avenue - Reconstruction & asphalt overlay.
- 0.8km Simon Mazorodze - Reconstruction & asphalt overlay.
- 0.8km Harlem street - Pothole patching and slurry sealing.
- 0.75km Shangani drive - Pothole patching and slurry sealing.
- 3km Chikanga commuter route – Road rehabilitation and road upgrade.
- 2km Dangamvura commuter route – road repair and asphalt overlay.
- 2.1km Florida roads – road repair and asphalt overlay.

This whole Road construction and maintenance Program required a total budget of     USD \$4,363,018.94

## 2025 PLANNED WORKS VERSUS ACTUAL PERFORMANCE

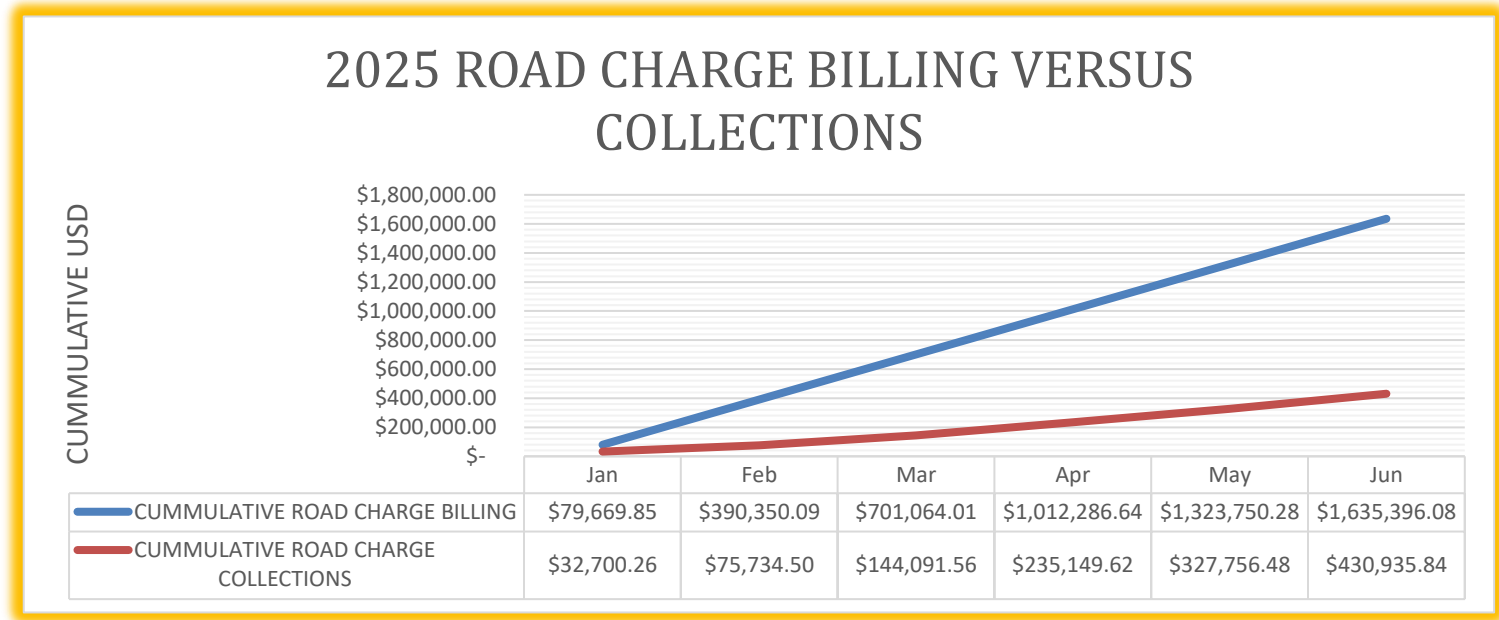


## ROADS CHARGE REVENUE ANALYSIS

- Special Road Rate was retained for roads.
- Billing increased from \$79,669 to \$310,680
- Collections slightly improved but remained low as compared to billing
- Our road network is 507km
- On average 25km of road is damaged per year and these require total reconstruction but our funding over the years has only been able to cover less than 2km
- We will now be able to repair 4.6km of roads from this new tariff if everyone pays.
- 70% of special road charge bill is channelled to periodic maintenance.
- USD 430,935 was collected in the first half of the year, reflecting a collection efficiency of 26.35%. This represents a 169.38% increase compared to the USD 159,974.47 collected during the same period in 2024.
- All such collections have been channelled towards maintenance of Simon Mazorodze and Railways Avenue which cost about US\$1.4 M

This performance is summarized in the below:

	ROADS CHARGE BILLING	ROADS CHARGE COLLECTIONS	COLLECTION EFFICIENCY
MONTH	AMOUNT (USD)	AMOUNT (USD)	%
JANUARY	79,669.85	32,700.26	41.04
FEBRUARY	310,680.24	43,034.24	13.85
MARCH	310,713.92	68,357.06	22.00
APRIL	311,222.63	91,058.06	29.26
MAY	311,463.64	92,606.86	29.73
JUNE	311,645.80	103,179.36	33.11
<b>TOTAL</b>	<b>1,635,396.07</b>	<b>430,935.83</b>	<b>26.35</b>



At the rate at which we are collecting the roads rates, by year end we will not collect enough to finance the current project of Simon Mazorodze Road and Railway avenue.

**ZINARA Funds**

At the end of 2024 we were informed that we had a 2025 ZINARA annual allocation of ZWG 29 971 647.00. However, in June of this year we were informed that ZINARA was cutting down on annual allocations for all the Local Authorities–The revised ZINARA annual allocation for City of Mutare is now ZWG 16 194 336.46. For the year 2025 City of Mutare has so far received a total of three ZINARA disbursements as follows.

2025 ZINARA DISBURSEMENTS TO CITY OF MUTARE		
DATE	DESCRIPTION	AMOUNT DISBURSED ZWG
05 March 2025	Routine maintenance.	1,491,339.48
01 April 2025	Periodic maintenance.	2 928 742.18
19 June 2025	Periodic maintenance.	2,827,798.14
	<b>TOTAL</b>	<b>7 247 879.80</b>

The Routine Maintenance Disbursement was used in executing tar pothole patching and slurry sealing. The two Periodic Maintenance Disbursements were also used in part payments to the contractor working on Simon Mazorodze and Railway Avenue roads.

**ROADS EXPENDITURE ANALYSIS**

- A total of USD 1,146,178.83 was utilized on road-related works
- USD 480,445.70, was allocated to the Simon Mazorodze Road rehabilitation project
- USD 184,828.13 was directed towards general road maintenance (city wide).
- USD 480,905.00 was allocated for the procurement of road equipment assets.

**Summary of Road Activities for the period:**

- Simon Mazorodze Road underwent full rehabilitation including asphalt overlay, drainage improvements, and carriageway markings.
- 100km out of a target 150 km of gravel roads were graded across the city, and 5/31 km of potholes on tarred roads were patched. (Herbert Chitepo St, Second St, Shangani Ave, Harlem Street)
- 50km out of annual target of 100 km of roadside drains were cleaned and maintained in various wards
- In total, 160 km of roads were maintained, slightly improving trafficability and road safety.
- Council successfully procured three (3) 15-cubic metre tippers, one 3 tonne truck and one bowser during the first half of the year, resulting in a reduction in hiring costs.

## ROADS RELATED CHALLENGES

- Procurement processes remain a key source of some delays in project execution (recent failed tenders)
- Insufficient funding from roads levy and from ZINARA, limiting the scope and speed of road works (what we received this so far is average US\$270,000 @ official rate plus what we collected \$430,935 @ official rate is a total collection of \$700,935 is only 16% of what we planned).
- Delays in disbursements from ZINARA (we submitted acquittals or works certificates back in May but part disbursements have been done)
- Progressive accumulation of debtor accounts- low collections.

## COUNCIL RESPONSIBLE AUTHORITY LEVY FOR SCHOOLS

- Council introduced the Responsible Authority Levy for the 2025 Budget Year
- USD 182,334.90 was successfully collected across seven schools.
- 100% of funds have been earmarked to school infrastructure development projects
- These capital projects are expected to induce confidence in the management of these public funds and also to improve learning experiences for students and ultimately improve results across council schools
- Below is a breakdown of the projects being implemented using these funds:

SCHOOL	PROJECT	UPDATE AS at 30 JUNE 2025	EXPECTED COMPLETION DATE	LEVY COLLECTED AS AT 30 JUNE 2025
Chikanga Primary	Completion of an Infants Computer laboratory	Plumbing on ceiling in progress Ceiling and tilling completed	30 September 2025	28 991.00
Chirowakamwe Primary	Construction of a Science laboratory	Ring beam stage	30 September 2025	29 155.90
Dangamvura Primary	Completion of a double storey 10 classrooms block	Contractor is working on steel bars	31 December 2025	38 440.00
Fern Valley Primary	Phase 2 construction of a boundary wall	75% of works done	30 September 2025	15 200.00

Gimboki Primary	Construction of a boundary security fence	Procurement still in Progress	May 2026	7 141.00
Hobhouse Primary	Construction of a 2 classrooms block	Construction works now at gable stage	20 September 2025	14 407.00
Murahwa Hills Primary	Construction of an Infants Computer and Science laboratory	Trenching works in progress	31 December 2025	49 000.00
<b>TOTAL</b>				<b>182,334.90</b>

## PERFOMANCE HIGHLIGHTS

1. A multi-purpose Fire Ladder was delivered and now providing key services
2. JMC 3 Ton Truck
3. Foton mini bus 26 seater
4. Zhong bus 65 seater
5. Water meters
6. Simon Mazorodze Road resealing
7. Chikanga 2 Primary school
8. Gimboki Primary School 6<sup>th</sup> Classroom
9. Tipper Trucks (3)
10. Chikanga Community Hall renovation
11. Sakubva Swimming Pool rehabilitation (Work in Progress)
12. Bata vegetable market shed (Work in Progress)
13. CSD major renovations (Work in Progress)
14. Turner memorial water proofing (Work in Progress)
15. Water bowser
16. Nine utility vehicles
17. Sakubva Stadium upgrading –
  - installation of 4 turnstiles
  - Tunnel repair and rubberising
  - 2 Additional evacuation gates installed
  - 3 exit gates replaced
  - Painting of VIP section & “Welcome to Sakubva Stadium” banner erected

## OTHER KEY HIGHLIGHTS FOR HALF THE YEAR 2025

- Fully Compliant with Statutory Obligations
- Manicaland State University of Applied Sciences partnership with Mutare City (Formed an institute of civil protection), we signed an MOU with Manicaland state university again to draw up a transformation strategy which is in progress. We are rolling out students recruitment and its now open to the public. Our students for the next two years are guaranteed of jobs immediately after successful completion of the one year course. We engaged some councils and we hope to engage more corporates and councils to take up students from this institute. Those who want to be fire fighters are welcome to join this internationally recognised course and stand a chance to work for any fire department world wide.
  - o The strategy is based on a comprehensive bottom-line survey of all aspects of service delivery, with an additional focus on innovation, including IoT (Internet of Things) and Artificial Intelligence (AI) applications.
  - o Consultants were engaged to assess:
  - o The current status quo:
  - o Best practices from other cities
  - o A roadmap to close the gap.
  - o The project is expected to be completed by 31 December 2025.
  - o HOWEVER we are still grappling with procurement issues to conclude with all experts. Egp is a good initiative, but the system still has serious bugs which are causing some delays in concluding engagements with service providers
- Concluded external audit for 2024, financial statements were submitted within the statutory period to the auditor General. We are gradually improving from prior year observations. Every month we make it part of our management review to check on progress in redressing audit observations.
- Budget was approved on 21 January 2025
- Sanganai Preparation were initiated and council successfully complemented government effort. (We supported and continue to support the Grand Reef airport, Our dozer, our Engineers and our fire trucks provided support services to the airport. Our fire truck is still stationed there, and we provided the water cannon salute for the first flight, and we also provided fire services when some veld fires were reported. We call upon residents to support this initiative by using air services, in many cases it's cheaper to use air transport than road to go to Harare. Its sustenance will help strengthen tourism in Manicaland as an industry.
- Monthly management reports for January to May 2025 were submitted on time to both the Ministry of Finance and Ministry of Local Government.
- We ran a successful maintain Up-to-Date Account Promotions - Council conducted account promotion campaigns from January to April 2025, encouraging ratepayer compliance. Prizes including 3 televisions, 3 deep freezers, and branded items (pens, T-shirts, mugs, umbrellas, key holders) were awarded.



- CBD Local Development Plan- In line with the City Master Plan approved on 27 May 2021, the City of Mutare has embarked on the development of a CBD Local Development Plan as part of its implementation strategy.
  - o The local plan aims to:
  - o Align existing planning frameworks with the approved master plan
  - o Enhance urban renewal and guide future infrastructure and land use development within the CBD
- Fire emergencies response time averages 8 minutes
- Our three ambulances are currently able to support services complimenting government and private sector which provides this similar service
- Average water supply hours averaged 22 hours per day
- Refuse collection services are provided on schedule everyday except isolated incidences when we experience breakdowns ( we have more than enough refuse trucks)
- Our major weakness remains roads and its primarily due to chronic under funding
- Government introduced service delivery standards and in our next report we will be reporting on how we will be performing against each standard and this is also expected to inform our program and planning.
- Our council schools average pass rate was 97% in 2024 and we intend to improve this rate by significantly investing in our schools as confirmed by our recent investments in capital projects and also in sports for all our schools. We want the best schools in Zimbabwe to Mutare City owned schools

-	-	MANICALAND PROVINCE	-	%PASS RATE	-	6 POINTERS	
-	Chirowakamwe	-	10	-	94.19	-	15
-	Dangamvura	-	12	-	96.5	-	12
-	Chikanga	-	12	-	95.7	-	12
-	Murahwa	-	17	-	99.27	-	10
-	Fern Valley	-	19	-	98.00	-	7
-	Hobhouse	-	52	-	97%	-	1

- Radio Show Awareness Campaigns - utilised various radio platforms during the first half of the year to communicate important city updates, raise public awareness, and enhance community engagement. Every Wednesday we engage our residents and ratepayers through this radio program. We also do informatial newspaper articles in the Manica Post.

	AREA OF COVERAGE	DATE
1.	Allocation of land	1 January 2025
2.	Shop licences and malaria issues	8 January 2025
3.	Liquid waste management	15 January 2025
4.	Drainage and road issues in the City	18 January 2025
5.	Solid Waste Management	22 January 2025
6.	Approved budget	5 February 2025
7.	Billing	12 February 2025
8.	Shop licences blitz	19 February 2025
9.	Malaria awareness	26 February 2025
10	Gimboki water kiosks	5 March 2025
11	Shop licences blitz	12 March 2025
12	Construction of boundary walls	19 March 2025
13	Antenatal and Postnatal Care	26 March 2025
14	Junior Council	2 April 2025
15	Lease management and homeownership	9 April 2025
16	Patient Charter	16 April 2025
17	Allocation of market spaces	23 April 2025
18	Bedbug awareness	1 May 2025
19	Maintain An Up To Date Account Promotion	7 May 2025
20	Community Empowerment Programmes	14 May 2025
21	Formation of a Water And Sanitation Utility Company	21 May 2025
22	Solid Waste Management	28 May 2025
23	City of Mutare Draft By-Laws	4 June 2025
24	Dog Control In the City	11 June 2025
25	Water quality	18 June 2025
26	TB Awareness	25 June 2025

## MAJOR CHALLENGES

- USD 710,157.66 worth interim payment certificates were submitted to ZINARA in April 2025 and only ZIG2,827,798.14 (USD 104895.3) was disbursed in June 2025.
- Hosting of Sanganaï was only announced during the year when budgets had already been done and approved. This created significant challenges, but we committed to the project working with limited resources. We are proud to have supported government in hosting the Sanganaï expo for the first time ever. We call upon government to continue with this devolution initiative, it brings development, cashflows for our communities improve due to improved economic activities before, during and after. Major infrastructure developments come with hosting these events. We are requesting another such big event next year and to this can the decision be made this year before we finalise our 2026 budgets.
- Unpaid Bills from Government Departments and Mutasa RDC - The continued non-payment of bills by Government Departments and Mutasa Rural District Council has imposed a heavy financial strain on City operations. Government Departments owe: USD 2,400,000.00 and Mutasa RDC owes: USD 983,000.00
- These debts limit liquidity, negatively affecting the City's ability to deliver essential services, meet contractual obligations, and sustain operations.
- Increased Accidents at Christmas Pass- There has been a notable surge in road traffic accidents, particularly involving heavy-duty trucks along the Christmas Pass. This has resulted in increased fatalities, injuries, and disruptions to the lives of commuters and nearby residents, raising significant public safety concerns. We are however happy that the construction of the bypass road has commenced and this will significantly improve our road network for the city, the province, the country and the region at large.
- Delays in procurement processes, many failed attempts on key projects due to many reasons some of which relate to egp which has been experiencing many down times.
- Increase in illegal Vending - The proliferation of illegal vending has:
  - o Compromised the aesthetics of the city
  - o Negatively impacted formal businesses through unfair competition
  - o Reduced potential revenue for the Local Authority
  - o Created congestion and sanitation issues in key trading areas

## 2025 Half Year Projects & Acquisitions



**Chikanga 2 Primary School**



**3 Tonne Truck**



**Tipper Trucks**



**Yutong Bus & Foton Bus**



**Gimboki Primary School**



**Simon Mazorodze Road**



**Fire Ladder**





An aerial photograph of a city, likely Cape Town, South Africa, featuring a prominent mountain (Table Mountain) in the background. The city is densely packed with buildings, including a large white building with a clock tower. The image is framed by a black border with rounded corners. A large, semi-transparent diamond shape with a blue-to-green gradient is centered over the image, containing the text "Thank You!!!".

Thank You!!!